



Manhole Lifting Devices

Manhole Lifting Pins – Pivoting Latch

Manhole lifting pins are usually used in pairs with a 2-leg chain sling and offer a fast and safe way of lifting concrete manhole rings. The latch pivots to allow it to be inserted through the hole in the manhole ring. When it is released it automatically rotates to lock the pin in place due to its off centre pivot point.

	Capacity / Pin (kg)	Pin Diameter (mm)
	750	25
	1000	32
	1500	35
	2000	38

Manhole Lifting Pins – Washer and Pin

	Capacity (kg)	Pin Diameter (mm)	Max. Wall Thickness (mm)
	1500	30	150


Road Gully Grab – type SAG

A grab for base, cylindrical and conical drain assemblies.

	Capacity (kg)	Clamping Range (mm)	Weight (kg)
	150	460 / 560	12


Internal Manhole Housing Grab – type RG

Designed to lift manhole housing and covers with vents.

	Capacity (kg)	Housing Diameter (mm)	Weight (kg)
	200	610 / 625	12

Manhole Housing Grab – type RG

Designed to lift manhole housing and covers.

	Capacity (kg)	Housing Diameter (mm)	Weight (kg)
	200	750 / 785	15
Complete with a set of hooks type A and B			