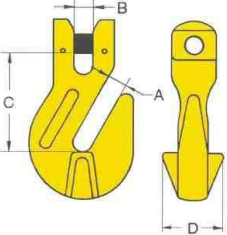


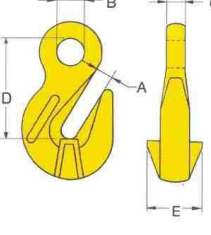
Components

Clevis Grab Hook



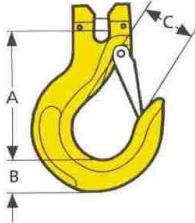
Chain Ø mm	A mm	B mm	C mm	D mm
7/8	10	9	55	30
10	13	12	77	41
13	16	15	97	53
16	20	17	102	58
20	23	23	124	98

Eye Grab Hook



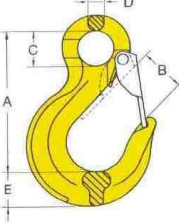
Chain Ø mm	A mm	B mm	C mm	D mm	E mm
7/8	10	15	9	60	30
10	13	20	13	84	41
13	16	25	15	102	52
16	20	30	20	114	57
20	23	36	24	132	73
22	26	38	26	165	70
26	29	41	32	187	100
32	37	57	40	230	90

Clevis Sling Hook



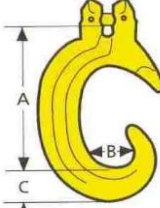
Chain Ø mm	A mm	B mm	C mm
7/8	98	22	27
10	121	29	34
13	147	37	44
16	166	42	48
20	200	50	56

Eye Sling Hook



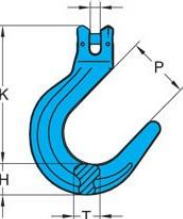
Chain Ø mm	A mm	B mm	C mm	D mm	E mm
7/8	98	28	25	11	23
10	121	36	32	14	31
13	152	40	40	18	38
16	184	44	50	22	47
20	218	45	60	26	48
22	244	73	50	31	62
26	279	77	64	35	80
32	352	114	88	40	86

Clevis C Hook



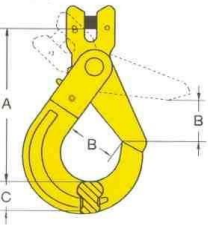
Chain Ø mm	A mm	B mm	C mm
7/8	80	18	22
10	105	24	26
13	138	32	34
16	170	37	45

Foundry Hook – Grade 100 only



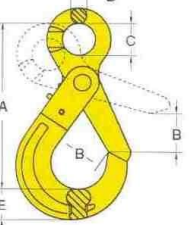
Chain Ø mm	A mm	H mm	K mm	P mm	T mm
7/8	9	27	133	62	19
10	11	32	163	74	23
13	14	39	200	88	32
16	18	47	239	98	41
20	21	62	305	113	46

Clevis Self Locking Hook



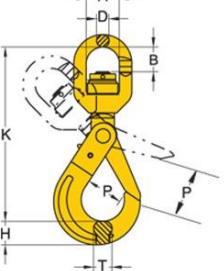
Chain Ø mm	A mm	B mm	C mm
7/8	119	34	24
10	143	44	30
13	179	52	39
16	212	60	49
20	243	90	62
22	273	80	63

Eye Self Locking Hook



Chain Ø mm	A mm	B mm	C mm	D mm	E mm
7/8	136	34	25	11	24
10	167	44	32	13	30
13	207	52	40	16	39
16	252	60	52	21	49
20	282	90	64	23	62
22	319	80	70	24	63
26	343	99	80	25	69
28	401	120	90	28	81

Swivel Self Locking Hook – Ball Bearing



WLL tonne	Chain Ø mm	A mm	B mm	D mm	H mm	K mm	P mm	T mm	Mass kg
2.0	7/8	36	29	14	24	186	34	20	1.2
3.15	10	40	34	16	30	220	44	26	2.0
5.3	13	46	43	22	39	267	52	30	4.2
8.0	16	60	50	24	49	328	60	36	7.3
12.5	20	75	82	26	62	388	90	48	11.4
15.0	22	97	95	33	63	457	80	49	18.1
21.2	26	123	115	42	69	535	99	56	29.5