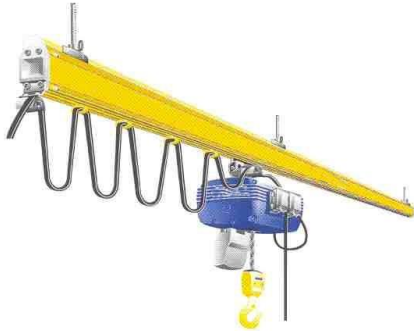


Modular Cranes

Modular runway beams and cranes are made up from pre-formed lightweight pressed steel tracks. They are normally supplied with a manually operated cross and downshop travel and can be fitted with a manual, electric or air hoist. We also design, manufacture, install, test and certify the runway or crane complete with all supporting steelwork. Examples shown below.

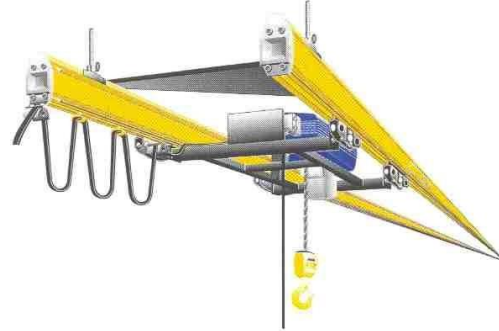
Single Girder Runway Beam

Maximum Capacity: 2000 kg



Double Girder Runway Beam

Maximum Capacity: 2000 kg



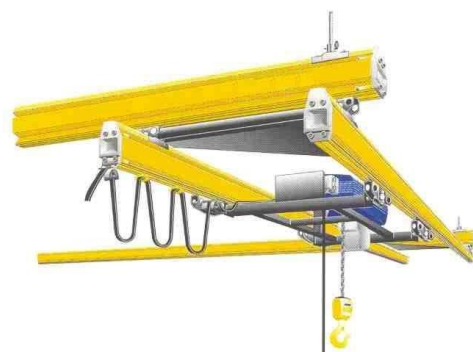
Single Girder Crane

Maximum Capacity: 1000 kg



Double Girder Crane

Maximum Capacity: 2000 kg



Double Girder Crane c/w 'Stooled Up' Bridge

Maximum Capacity: 2000 kg



Double Girder Crane c/w Powered Travel

Maximum Capacity: 1600 kg

