


Jacks


Hydraulic Machine Jacks


	Model	Capacity (kgs)	Stroke (mm)	Closed Toe Height (mm)	Closed Head Height (mm)	Weight (kgs)
	HMJ-50	5000	205	25	368	25
	HMJ-100	10000	230	25	420	35
	HMJ-250	25000	215	58	505	109

Can be used vertically and horizontally. Removable pump handle.

Manual Steel Jacks with Fixed Claw

Primarily used for assembly applications, to brace or support loads but can be used for almost any application. The load can be positioned on the head or the toe. Turn the operating handle to smoothly lift or lower the load up and down the rack. The load is held securely in any position.

	Model	Capacity Head (mm)	Capacity Toe (mm)	Stroke (mm)	Closed Toe Height (mm)	Closed Head Height (mm)	Weight (kgs)
	SJ1.5	1500	1050	360	70	725	13.0
	SJ3.0	3000	2100	360	70	735	20.0
	SJ5.0	5000	3500	350	80	730	27.0
	SJ10.0	10000	7000	410	85	800	43.0
	RSJ5.0	5000	3500	360	80	740	29.0




RSJ Model

High stability on uneven ground is ensured by the extra-large floor plate (e.g. gravel).

Roller Pinch Bars

Available with steel rollers, ideal for lifting, shifting and positioning of awkward loads.

	Type	RPB1500	RPB5000
	Capacity	1.5 tonnes	5 tonnes
	Lift Height	145 mm	145 mm
	O/A Length	2000 mm	2000 mm
	Roller Diameter	75 x 55 mm	70 x 54 mm
	Weight	16.5 kg	32 kg